

# KALKA PUBLIC SCHOOL

CLASS- V SESSION 2026-27



"It always seems impossible until it's done."



Summer holidays are more than just a break from the classroom; they are a vital period for physical, emotional, and intellectual rejuvenation. After months of rigorous academic schedules, this extended hiatus allows students to decompress and return to their studies with renewed focus and energy.

Beyond relaxation, these holidays offer unique opportunities for personal growth: Skill Development, Family Bonding, Experiential Learning, Physical Well-being. Ultimately, a well-spent summer holiday balances rest with active engagement, helping individuals develop into well-rounded, refreshed, and motivated lifelong learners.

## GENERAL INSTRUCTIONS

1. Make your holiday homework presentable. Use your creativity.
2. Bring the holiday homework in a neatly decorated A3 size folder.
3. Name, class, section and subject to be mentioned on all the holiday homework
4. Holiday Homework should be submitted as per the instructions given by the subject teachers.

## ENGLISH

Prepare a model on any one topic given below

a) Punctuations Roll no. (1 to 7)

<https://youtu.be/IBbeKCncMaQ?si=unwUH4LAhT1gzf6o>

Or

b) Types of sentences Roll no. (8 to 14)

<https://youtube.com/shorts/tX3Vti9MOTM?si=VTBbxa7PHqdomv75>

Or

c) Nouns and its types of Nouns Roll no. (15 to 25)

<https://youtu.be/j8b0u9YhE8M?si=aCNkY4PLS6kw4HTa>

2) Prepare a Holiday Journal / Diary: Roll no. (15 to 25)

\* Create a beautiful holiday journal using a scrapbook.

\* Write a daily entry about your activities during the holidays.

\* Each entry should include:

- Date
- Day

\* A few sentences (5-8 lines) in a paragraph describing what you did

\* Paste pictures (drawn or printed) related to your daily activities

such as playing, travelling, reading, helping parents, etc.

- \*Express your feelings and experiences in your own words.
  - \*Decorate your scrapbook creatively using colours, borders, stickers, and headings.
- Maintain neat handwriting and proper presentation.

✨ Make your journal colourful, creative, and interesting to read!

3) Revise

Literature - ch-1 The laughing song, Ch-2 The crowded home.

Grammar - ch- punctuations, ch- sentences and its kind, Subject and Predicate , Ch- noun and its types

Writing - Email writing

## English Worksheet

### Reading

1. Read the passage below and answer the questions that follow:

Once there lived a carpenter named Kasi. He had a five-year-old son. His name was Vasu. Kasi's father, Ramu, was too old, and he also stayed with them. Kasi began to think that his father was of no use to him because he was too old to do any work. Kasi always spoke angrily to his father. One day, Kasi gave food on a mud plate to his father. Being too old, Ramu was not able to hold the mud plate. He dropped it down and broke it. Kasi became very angry and scolded his father. Vasu observed this. The next day, Kasi gave a new mud plate. He went out to work. When he came back, he saw the new mud plate also broken into pieces. He scolded his father badly and warned him, "Old man, if you break the next plate also, there will be no food for you." Vasu was listening to his father's words. The next day, in the evening, when he came back home, he saw his son doing some work with his carpentry tools. He was surprised to see this and happily went near him. Kasi asked Vasu, "What are you doing, my son?" Vasu replied, "Dad, I am making a plate of wood for you. When you become old, I will give you this wood plate so that you will not break it and I need not send you out of the house." Kasi realised his mistake and apologised to his father for his mistakes. He never ill-treated his father after that.

### Questions

1. Why did Kasi always speak angrily to his father?

---

2. Was Kasi right/wrong in being rude to his father? Give reasons.

---

3. Why did Vasu make a wooden plate? What lesson did he teach his father?

---

4. What moral do you get from this story?

---

5. Suppose you were Kasi; how would you have treated your father?


---

6. Suggest a suitable title for this story.

---

### Writing

2. Write an email to your teacher describing your time travel adventure during your summer break.

To:	
Subject:	
From:	
Send	Attach 

### Grammar

3. Use correct punctuation (full stop, comma, capital letters, question mark, exclamation mark):

- a) where are you going
- b) wow that is a beautiful painting
- c) my favourite fruits are mango apple and banana
- d) ramesh is my best friend
- e) what is your name
- f) the sun rises in the east
- g) oh what a lovely day
- h) we visited delhi agra and jaipur

4. Identify the type of sentence:

(Declarative / Imperative / Interrogative / Exclamatory)

- a) Close the door. \_\_\_\_\_
- b) What a wonderful surprise! \_\_\_\_\_
- c) Where do you live? \_\_\_\_\_
- d) The dog is barking loudly. \_\_\_\_\_
- e) Please help me with this question. \_\_\_\_\_
- f) How beautiful the rainbow is! \_\_\_\_\_
- g) She is reading a book. \_\_\_\_\_
- h) Can you solve this problem? \_\_\_\_\_

5. Underline the subject and circle the predicate:

- a) The little girl is singing a song.
- b) My father drives a car.
- c) The birds are flying in the sky.
- d) Riya and Meena are playing.
- e) The teacher explained the lesson.
- f) The cat is sleeping on the sofa.
- g) Our team won the match.
- h) The children are laughing loudly.

6. Identify the noun and write its type:

(Proper / Common / Collective / Abstract)

- a) Honesty is the best policy. \_\_\_\_\_
- b) The army marched forward. \_\_\_\_\_
- c) Rahul is my brother. \_\_\_\_\_
- d) The dog is barking. \_\_\_\_\_
- e) The team played well. \_\_\_\_\_
- f) Childhood is full of joy. \_\_\_\_\_

g) Delhi is the capital of India. \_\_\_\_\_

h) The flock of birds flew away. \_\_\_\_\_

7. Rewrite the sentences by changing the underlined common nouns into proper nouns:

a) I visited a city last summer.

\_\_\_\_\_.

b) The boy is playing in the park.

\_\_\_\_\_

c) My teacher is very kind.

\_\_\_\_\_

d) We went to a river for a picnic.

\_\_\_\_\_

e) The girl won the prize.

\_\_\_\_\_

f) My school is very big.

\_\_\_\_\_

g) The doctor helped the patient.

\_\_\_\_\_

h) I read a book written by a famous author.

\_\_\_\_\_

8. Collective Noun Adventure! 🌟

A young explorer is describing what they saw during their journey, but some important words are missing! Can you help complete the story using the correct collective nouns from the help box?

Help Box:

(flock, bunch, team, herd, bouquet, swarm, pile, army)

 Fill in the blanks:

a) Under the shady tree, a \_\_\_\_\_ of lions was resting peacefully.

b) On the table, a \_\_\_\_\_ of keys was found lying quietly.

c) After the match, a \_\_\_\_\_ of players celebrated their victory with joy.

- d) In the green field, a \_\_\_\_\_ of sheep was grazing happily.
- e) The teacher smiled as she received a beautiful \_\_\_\_\_ of flowers.
- f) A \_\_\_\_\_ of birds flew across the sky in perfect formation.
- g) On the desk, a \_\_\_\_\_ of books was lying neatly.
- h) An \_\_\_\_\_ of soldiers marched ahead bravely.

9. Complete the sentences using suitable abstract nouns from the words given in brackets:

- a) \_\_\_\_\_ is very important in life. (honest) b) The king was known for his \_\_\_\_\_. (brave) c) We should always speak the \_\_\_\_\_. (true) d) Her \_\_\_\_\_ made everyone happy. (kind) e) \_\_\_\_\_ is the key to success. (hardworking) f) The child showed great \_\_\_\_\_. (intelligent) g) We must have \_\_\_\_\_ in ourselves. (confident) h) His \_\_\_\_\_ won everyone's heart. (generous)

### Literature

10. Read the passage and write the meaning of highlighted words and frame sentences of underlined words.

Ravi felt miserable because his small cottage was overcrowded with too many people and animals. Every day, he became more distressed as there was no space to move or rest. He often began to complain about his situation to his neighbour, who listened patiently. One day, his friend tried to convince him to think positively and find a better solution so that he could live a more comfortable life.

### Word meaning

- 1) \_\_\_\_\_ - \_\_\_\_\_
- 2) \_\_\_\_\_ - \_\_\_\_\_
- 3) \_\_\_\_\_ - \_\_\_\_\_
- 4) \_\_\_\_\_ - \_\_\_\_\_

### Frame sentences

- 1) \_\_\_\_\_ - \_\_\_\_\_.
- 2) \_\_\_\_\_ - \_\_\_\_\_.
- 3) \_\_\_\_\_ - \_\_\_\_\_.
- 4) \_\_\_\_\_ - \_\_\_\_\_.
- 5)

11. Read the Context (RTC)

"Mulla, my house is too small... It is so cramped that there is hardly any space to move around."

a) Who is speaking these lines?

\_\_\_\_\_

b) To whom are these words spoken?

\_\_\_\_\_

c) Why was the speaker feeling miserable?

\_\_\_\_\_

d) What does the word "cramped" mean?

\_\_\_\_\_

e) How many people were living in the house?

\_\_\_\_\_

12. Short questions :-

a) Which animal did Mulla ask the neighbour to bring into the house?

\_\_\_\_\_

b) Why was the neighbour unhappy? How many people lived in the man's house?

\_\_\_\_\_

c) What did Nasruddin finally ask the man to do?

\_\_\_\_\_

d) How did the man feel at the end of the story?

\_\_\_\_\_

e) What lesson do you learn from this story?

---

---

13. Long questions

a) Why do you think Mulla gave such unusual advice?

---

---

---

---

b) Describe the character of Mulla Nasruddin. What qualities of his personality are shown through this story?

---

---

---

---

c) How did the neighbour's feelings change from the beginning to the end of the story?

---

---

---

---

d) If you were in the neighbour's place, how would you have solved the problem?

---

---

---

---

# हांहवीं

## कक्षा ५

### ग्रीष्मकालीन अवकाश कार्य



१. एक अलग कॉपी बनाकर उसमें २० पृष्ठ सुलेख लिखें ।
२. दिए गए विषयों पर मॉडल बनाएं।

विषय	अनुक्रमांक
काल	(Roll no.1 to 6)
कारक	(Roll no.7-13)
मुहावरे	(Roll no 14-19)
र के रूप (रेफ़/ पदेन)	(Roll no. 20 to 25)



३. छुट्टियों का अनुभव व्यक्त करते हुए एक रिपोर्टाज(Report) लिखिए ।

४ .कार्यपत्रिका



## कार्य पत्रिका हिन्दी

### खंड क (व्याकरण)

प्रश्न: १ नीचे दिए गए अपठित गद्यांश को पढ़कर प्रश्नों के उत्तर लिखिये।

वर्तमान काल को विज्ञापन का युग माना जाता है। समाचार पत्रों के अतिरिक्त रेडियो और टेलीविजन भी विज्ञापन के सफल साधन हैं। विज्ञापन का मूल उद्देश्य उत्पादक और उपभोक्ता में सीधा संपर्क स्थापित करना होता है। जितना अधिक विज्ञापन किसी पदार्थ का होगा, उतनी ही उसकी लोकप्रियता बढ़ेगी। इन विज्ञापनों पर धन तो अधिक व्यय होता है परंतु इसमें बिक्री बढ़ जाती है। ग्राहक जब इन आकर्षक विज्ञापनों को देखता है, तो वह उस वस्तु विशेष के प्रति आकृष्ट होकर उस वस्तु को खरीदने के लिए बाध्य हो जाता है।

क) वर्तमान युग में विज्ञापन के कौन-कौन से तीन साधन हैं?

---

(ख) उत्पादक विज्ञापनों पर धन व्यय क्यों करता है?

---

ग) विज्ञापनों का ग्राहक के ऊपर क्या प्रभाव पड़ता है?

---

घ) वाक्य प्रयोग ।

१) विज्ञापन-\_\_\_\_\_

२) रेडियो- \_\_\_\_\_

प्रश्न २ रिक्त स्थान भरिए ।

क) भाषा वह \_\_\_\_\_ है जिसके द्वारा हम अपनी बात प्रकट करते हैं।

ख) \_\_\_\_\_ भाषा का शुद्ध रूप सीखता है।

ग) भाषा के लिखने का ढंग \_\_\_\_\_ कहलाता है।

घ) पिताजी का फोन पर बात करना भाषा का \_\_\_\_\_ रूप है।

प्रश्न ३ . भाषा की लिपियाँ लिखिए।

हिन्दी - पंजाबी -

उर्दू -

अंग्रेजी -

जर्मन-

मराठी-

संस्कृत-

बांग्ला-

प्रश्न ४ . भाषा किसे कहते हैं तथा भाषा के कितने प्रकार होते हैं।

---

---

प्रश्न ५ . प्रश्नों के उत्तर दीजिए।

क) वर्ण किसे कहते हैं?

---

---

ख) वर्ण के कितने भेद होते हैं विस्तार पूर्वक लिखिए?

---

---

ग) व्यंजनों को बोलने के लिए किसकी सहायता लेनी पड़ती है?

---

---

घ) लिपि क्या है?

---

---

ड.) संस्कृत किस लिपि में लिखी जाती है?

---

---

## खंड ख (साहित्य)

प्रश्न ६. निम्नलिखित शब्दों के अर्थ लिखिए।

कण - कण -

नित -

पोखर -

नभमंडल -

नाता -

मस्तक -

ढलता -

ज्ञान -

प्रश्न ७ . निम्न शब्दों से वाक्य बनाइए।

1. शिक्षा -

---

---

2. प्रकाश -

---

---

3. आँगन -

---

---

4. ज्ञान -

---

---

5. नीलगगन -

---

---

6. उज्वल -

---

---

7. दीया -

---

---

8. सवेरा-

---

प्रश्न ८. नीचे दिए गए काव्यांशको पढ़कर निम्न प्रश्नों के उत्तर लिखिए:

चमकीली किरणों से अपनी,  
नित नया सवेरा लाता है ।  
उसकी चमकीली किरणों से,  
तन, मन, जीवन का नाता है।

प्रश्न क. प्रस्तुत पंक्तियाँ किस कविता से ली गई है?

उत्तर: \_\_\_\_\_

प्रश्न ख. कविता के कवि का नाम लिखिए।

उत्तर: \_\_\_\_\_

प्रश्न ग. नित नया सवेरा कौन लाता है?

उत्तर: \_\_\_\_\_

प्रश्न घ. सूरज की किरणें क्या लेकर आती है?

उत्तर: \_\_\_\_\_



✚ Make a creative and presentable working model of Board games or Roman numerals (any one of the given topics, Reference Links for making models are given.)

1. Board Game (e.g. Snake and ladders/ Chess/ Ludo) Roll no. (1 to 10)

<https://youtube.com/shorts/vl6ZYTspKKA?si=bt7vzGdatKnh0Eb9>

<https://youtube.com/shorts/FOSscIOOhJK?si=SbH1P2ZRoxvflGjL>

2. Roman Numerals Roll no. (11 to 25)

<https://youtube.com/shorts/fwf94UkXyRI?si=-ukIqQhPpyHzeu13>



EXAMPLE FOR ROUNDING OFF		
<b>Rounding to the Nearest Ten</b> $54\underline{3}$ $3 < 5$ So, round down $543 = 540$	<b>Rounding to the Nearest Hundred</b> $23\underline{8}7$ $8 > 5$ So, round up $2387 = 2400$	<b>Rounding to the Nearest Thousand</b> $13\underline{5}28$ $5 = 5$ So, round up $13528 = 14000$


✚ On an A3 size sheet write the rules for Rounding off numbers to nearest 10; 100 and 1000 with examples.

✚ Practice all the work done till date.

✚ Learn and write MULTIPLICATION TABLE from 2 to 20.

Multiplication Tables					
1 ONE	2 TWO	3 THREE	4 FOUR	5 FIVE	6 SIX
1x1=1	2x1=2	3x1=3	4x1=4	5x1=5	6x1=6
1x2=2	2x2=4	3x2=6	4x2=8	5x2=10	6x2=12
1x3=3	2x3=6	3x3=9	4x3=12	5x3=15	6x3=18
1x4=4	2x4=8	3x4=12	4x4=16	5x4=20	6x4=24
1x5=5	2x5=10	3x5=15	4x5=20	5x5=25	6x5=30
1x6=6	2x6=12	3x6=18	4x6=24	5x6=30	6x6=36
2x1=2	3x1=3	4x1=4	5x1=5	6x1=6	
2x2=4	3x2=6	4x2=8	5x2=10	6x2=12	
2x3=6	3x3=9	4x3=12	5x3=15	6x3=18	
2x4=8	3x4=12	4x4=16	5x4=20	6x4=24	
2x5=10	3x5=15	4x5=20	5x5=25	6x5=30	
2x6=12	3x6=18	4x6=24	5x6=30	6x6=36	
3x1=3	3x2=6	3x3=9	3x4=12	3x5=15	3x6=18
3x2=6	3x3=9	3x4=12	3x5=15	3x6=18	
3x3=9	3x4=12	3x5=15	3x6=18		
3x4=12	3x5=15	3x6=18			
3x5=15	3x6=18				
3x6=18					
4x1=4	4x2=8	4x3=12	4x4=16	4x5=20	4x6=24
4x2=8	4x3=12	4x4=16	4x5=20	4x6=24	
4x3=12	4x4=16	4x5=20	4x6=24		
4x4=16	4x5=20	4x6=24			
4x5=20	4x6=24				
4x6=24					
5x1=5	5x2=10	5x3=15	5x4=20	5x5=25	5x6=30
5x2=10	5x3=15	5x4=20	5x5=25	5x6=30	
5x3=15	5x4=20	5x5=25	5x6=30		
5x4=20	5x5=25	5x6=30			
5x5=25	5x6=30				
5x6=30					
6x1=6	6x2=12	6x3=18	6x4=24	6x5=30	6x6=36
6x2=12	6x3=18	6x4=24	6x5=30	6x6=36	
6x3=18	6x4=24	6x5=30	6x6=36		
6x4=24	6x5=30	6x6=36			
6x5=30	6x6=36				
6x6=36					

7 SEVEN	8 EIGHT	9 NINE	10 TEN	11 ELEVEN	12 TWELVE
7x1=7	8x1=8	9x1=9	10x1=10	11x1=11	12x1=12
7x2=14	8x2=16	9x2=18	10x2=20	11x2=22	12x2=24
7x3=21	8x3=24	9x3=27	10x3=30	11x3=33	12x3=36
7x4=28	8x4=32	9x4=36	10x4=40	11x4=44	12x4=48
7x5=35	8x5=40	9x5=45	10x5=50	11x5=55	12x5=60
7x6=42	8x6=48	9x6=54	10x6=60	11x6=66	12x6=72
7x7=49	8x7=56	9x7=63	10x7=70	11x7=77	12x7=84
7x8=56	8x8=64	9x8=72	10x8=80	11x8=88	12x8=96
7x9=63	8x9=72	9x9=81	10x9=90	11x9=99	12x9=108
7x10=70	8x10=80	9x10=90	10x10=100	11x10=110	12x10=120
7x11=77	8x11=88	9x11=99	10x11=110	11x11=121	12x11=132
7x12=84	8x12=96	9x12=108	10x12=120	11x12=132	12x12=144
8x1=8	8x2=16	8x3=24	8x4=32	8x5=40	8x6=48
8x2=16	8x3=24	8x4=32	8x5=40	8x6=48	
8x3=24	8x4=32	8x5=40	8x6=48		
8x4=32	8x5=40	8x6=48			
8x5=40	8x6=48				
8x6=48					
9x1=9	9x2=18	9x3=27	9x4=36	9x5=45	9x6=54
9x2=18	9x3=27	9x4=36	9x5=45	9x6=54	
9x3=27	9x4=36	9x5=45	9x6=54		
9x4=36	9x5=45	9x6=54			
9x5=45	9x6=54				
9x6=54					
10x1=10	10x2=20	10x3=30	10x4=40	10x5=50	10x6=60
10x2=20	10x3=30	10x4=40	10x5=50	10x6=60	
10x3=30	10x4=40	10x5=50	10x6=60		
10x4=40	10x5=50	10x6=60			
10x5=50	10x6=60				
10x6=60					
11x1=11	11x2=22	11x3=33	11x4=44	11x5=55	11x6=66
11x2=22	11x3=33	11x4=44	11x5=55	11x6=66	
11x3=33	11x4=44	11x5=55	11x6=66		
11x4=44	11x5=55	11x6=66			
11x5=55	11x6=66				
11x6=66					
12x1=12	12x2=24	12x3=36	12x4=48	12x5=60	12x6=72
12x2=24	12x3=36	12x4=48	12x5=60	12x6=72	
12x3=36	12x4=48	12x5=60	12x6=72		
12x4=48	12x5=60	12x6=72			
12x5=60	12x6=72				
12x6=72					



KALKA PUBLIC SCHOOL MATHS WORKSHEET

TOPIC: LARGE NUMBERS

CLASSV(2026-27)

Q1. Write the numerals for the following number names:

- a) Seventy-four crores thirty thousand seventy-two - \_\_\_\_\_
- b) Eighteen crores two thousand four hundred thirty-two - \_\_\_\_\_
- c) six crores fifty-five thousand eight hundred six - \_\_\_\_\_
- d) Nine crores thirty lakhs nine thousand six hundred seventeen - \_\_\_\_\_
- e) Two hundred twenty million three hundred thousand one hundred eleven -  
\_\_\_\_\_
- f) Four hundred seventy-one million three hundred thousand eighty-two -  
\_\_\_\_\_

Q2. Put comma and write in words following both Indian and International number system:

a) 25576236:

\_\_\_\_\_

\_\_\_\_\_

—

b) 88698426:

\_\_\_\_\_

---

Q3. Write the following numbers in expanded form:

a) 86,35,645 -

\_\_\_\_\_

b) 5,82,30,564 -

\_\_\_\_\_

c) 9,36,39,810 -

\_\_\_\_\_

Q4. Form the greatest and smallest number from the numbers:

a) Write the greatest 5-digit number using 1,0,9,2 and 3.

\_\_\_\_\_

b) Write the greatest 6-digit number using 1,2,5,6,7 and 8.

8. \_\_\_\_\_

c) Write the greatest 7-digit number using 0,1,2,4,6,9 and 8.

8. \_\_\_\_\_

d) Write the smallest seven digit number using 0,1,2,4,5,7 and 9.

9. \_\_\_\_\_

e) Write the smallest six digit number using 7,2,1,0,5 and 7.

7. \_\_\_\_\_

Q5. Find the sum of place values of the underlined digits:

a) 382596

b) 457890

Q6. Write the following numbers as Roman Numerals:

a)79 - b)1324 -

c)2080 -

d)497 -

e)1800 - f)2565 -

g)678 -

h)3408 -

Q7. Arrange the following in descending order:

a) 75,46,890 ; 2,31,50,014 ; 9,98,765 ; 2,31,49,925 ; 75,46,785

---

b) 6,30,82,318 ; 3,07,28,510 ; 2,71,69,237 ; 5,06,43,701 ; 79,87,689

---

Q8. Round off the following numbers to the nearest 10; 100 and 1,000.

a) 56,25,396 - \_\_\_\_\_ ; \_\_\_\_\_ ; \_\_\_\_\_

b) 2,63,525 - \_\_\_\_\_ ; \_\_\_\_\_ ; \_\_\_\_\_

Q9. Write the predecessor of the smallest 7-digit number.

---

Q10. Write the successor of the greatest 8-digit number.

---

Q11. Find the given numbers:

a) One less than 4 million. \_\_\_\_\_

b) How many lakhs make a million? \_\_\_\_\_

c) How many thousands make a crore? \_\_\_\_\_

d) One more than 48 crore. \_\_\_\_\_

e) The place value of 7 in 33,987,259. \_\_\_\_\_

f) The greatest possible number formed using each of the digits 0-7 once.  
\_\_\_\_\_

g) The smallest possible 6-digit number formed by using odd digits and 0 once. \_\_\_\_\_



SCIENCE HOLIDAY HOMEWORK CLASS V:

Make a model of any one of your choice from the following( refer the link provided :

**1. MODEL OF GREENHOUSE FARMING** Roll no. (1 to 10)

( [-greenhouse working model - greenhouse farming model - greenhouse model project - diyas funplay - diy](#) )

**2. MODEL OF WORKING TABLE FAN** Roll no. (11 to 25)

([\(77\) Summer Craft: Table Fan Out of Cardboard at Home - DIY Crafts - YouTube](#) )

**3. Learn Chapter 1: The Plant and Chapter 3 : Adaptations in animals**

KALKA PUBLIC SCHOOL  
CLASS V SCIENCE WORKSHEET

Topic: Reproduction in plants

Q1. Fill in the blanks

1. The process by which plants make new plants is called \_\_\_\_\_.
2. Flowers are the \_\_\_\_\_ part of most plants.
3. Seeds are formed after \_\_\_\_\_.
4. The transfer of pollen from anther to stigma is called \_\_\_\_\_.
5. A baby plant inside the seed is called an \_\_\_\_\_.
6. The scattering away of seed away from the mother plant is called\_\_\_\_\_.
7. \_\_\_\_\_ is called the " Mother of Thousands".

Q2. . Short Answer Questions :

1. What is pollination?
2. Name two agents of seed dispersal.
3. What is germination?
4. Name the agents of seed dispersal.
5. What are the different types of pollination.
6. What is vegetative reproduction ?
7. Give one example each of a plant that reproduces by spores.




Q3. Higher-order thinking

1. Imagine if all seeds fell directly under the parent plant. What problems might arise?
2. How does vegetative reproduction benefit farmers?


Q4. Complete the passage:

Let's learn the parts of a flower!

1) Complete:  
 \_\_\_\_\_ goes from the \_\_\_\_\_ of one flower to the \_\_\_\_\_ of a different, or the same, flower. This is called pollination.  
 Write the types of pollination and complete.

In insect pollination, the insect is attracted by the colorful \_\_\_\_\_ of the flower and takes the \_\_\_\_\_ grains. Some of the pollen grains fall into the pistil of the flower. In the ovary of the flower, the pollen joins an \_\_\_\_\_ to make a \_\_\_\_\_. This is called fertilisation.  
 The pistil grows into a \_\_\_\_\_ that falls to the \_\_\_\_\_ and the seed grows into a new \_\_\_\_\_.



**Q5. Label the parts of a flower:**

<ul style="list-style-type: none"> <li>• Stamen</li> <li>• Ovary</li> <li>• Style</li> </ul>	<ul style="list-style-type: none"> <li>• Stigma</li> <li>• Filament</li> <li>• Petal</li> </ul>	<ul style="list-style-type: none"> <li>• Anther</li> <li>• Pistil</li> <li>• Sepal</li> </ul>
--	---	---




1. Model of the Directions Compass Model.

Make a 3D model of the Directions Compass.

Materials: Cardboard, arrow, colors

Concept Covered: Cardinal directions and compass.



2. Create an A3 size chart showing Conventional Signs and Symbols used in maps.

Your chart should include:

- At least 8-10 different symbols (like hospital, school, road, river, railway line, temple, etc.)
- Each symbol must be neatly drawn and labeled
- Use 3D effects (shading, layering, pop-up, or raised elements) to make your chart attractive( Waste materials (paper bits, cardboard) for 3D effect).

3. As 5th June is observed as World Environment Day- Complete the pages (39, 40,41 and 42 - I Quest) given to you, subjective answers to be done by in scrap book.

( Paste/Draw the related pictures of environment with answers).

4. Revise all the work done in the class , read the chapter-1 and 2 thoroughly.

## SOCIAL STUDIES HOMEWORK WORKSHEET

### I. Multiple choice question

1. The shape of the Earth is
  - a) Rectangular
  - b) spherical
  - c) Cuboid
  - d) square
2. A globe cannot show \_\_\_\_\_ at once
  - a) A part of the Earth.
  - b) Behind the Earth
  - c) 70% and 30 % of the Earth
  - d) The whole of the Earth.
3. The second largest continent is \_\_\_\_\_
  - a) Australia
  - b) Africa
  - c) Asia
  - d) Antarctica
4. The smallest ocean is \_\_\_\_\_
  - a) Indian Ocean
  - b) Pacific Ocean
  - c) Arctic Ocean
  - d) Southern Ocean
5. Grid on the globe are used for
  - a) locating satellites
  - b) locating only countries
  - c) Locating places
  - d) Locating planet

6. Tropic of Cancer is in the

- a) Eastern Hemisphere
- b) Western Hemisphere
- c) Northern Hemisphere
- d) Southern Hemisphere

7. The latitude that divides the Earth into two equal halves is\_\_\_\_\_

- a) Prime Meridian
- b) Equator
- c) Prime Meridian
- d) International Date Line

8. The Royal Observatory at Greenwich is near

- a) Paris
- b) New York
- c) London
- d) New Delhi

9. Which of these are imaginary lines?

- a) Axis
- b) Equator
- c) Prime Meridian
- d) All of these

10. The degree of the Equator is

- a)  $0^\circ$  N longitude
- b)  $0^\circ$  S Latitude
- c)  $0^\circ$  Latitude
- d)  $0^\circ$  Longitude

11. The top of a map usually represents the\_\_\_\_\_ direction

- i. north
- ii south

iii west

iv east

12. Conventional symbols are not used for

i. road

ii well

iii. bridge

iv. crops

II. Fill in the blanks:

- a. \_\_\_\_\_ are used to give information in an effective way.
- b. A scale is a simple line divided into \_\_\_\_\_ parts.
- c. Plains are represented by \_\_\_\_\_ colour on a map.
- d. Water bodies on a map are denoted by various shades of \_\_\_\_\_
- e. A book of map is called an \_\_\_\_\_
- f. The oceans are usually shown \_\_\_\_\_ on a globe.

III. TRUE OF FALSE:

1. The Antarctic Ocean is also called the eastern ocean. ( )
2. We can make a globe for a small part of the earth. ( )
3. Forests and industries cannot be shown on a map. ( )
4. There are seven oceans and five continents on earth. ( )
5. The largest ocean is Indian Ocean ( )

IV HOTS:

Q1. We mark 0 degree on the Prime Meridian and 0 degree on the Equator. Why

Ans

---

---

---

Q2. Prime Meridian also known as the 'Greenwich Meridian'. Why?

Ans

---

---

---

Q3. Why can't we see whole of the Earth at a time on the globe?

---

---

---

V DEFINE

a. Map

---

---

---

b. Key

---

---

---

c. Atlas

---

---

---

---

d. Globe

---

---

---

VI. Name the following

1. It helps to find distances on a map. \_\_\_\_\_
2. It is used to find directions. \_\_\_\_\_
3. The colour used to represent water bodies on a map. \_\_\_\_\_
4. The representation of the Earth on a flat surface. \_\_\_\_\_
5. The book of maps. \_\_\_\_\_



Name the following icons displayed in the windows application.

ICONS

NAME





## Choose and mark



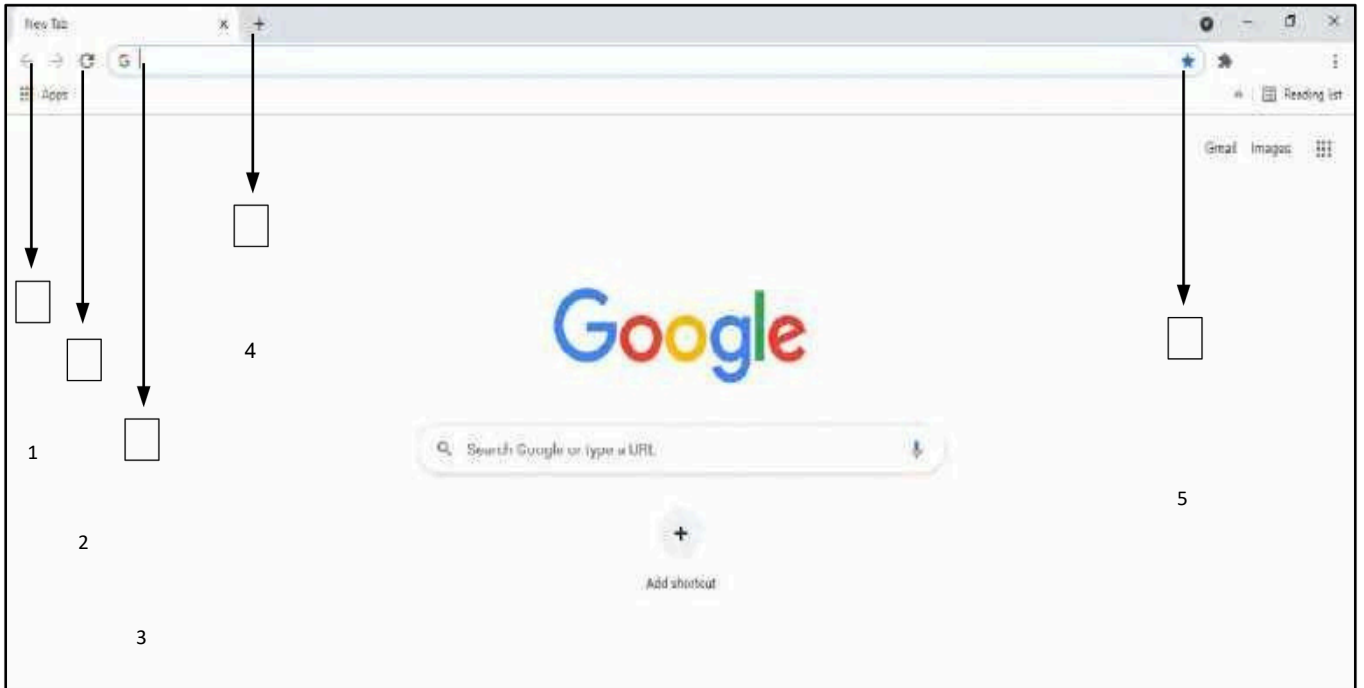
**Test your knowledge, let's see how much you know about computers and their applications. Tick the correct option.**

1. The command that is used to reverse the previous command is \_\_\_\_\_.
  - a. CTRL + X
  - b. CTRL + O
  - c. CTRL + Z
  - d. CTRL + Y
  
2. To select a word you need to \_\_\_\_\_.
  - a. keep the pointer on the text, left click, and drag select
  - b. keep the pointer on the text, right click
  - c. simply keep the pointer on the text
  - d. keep the pointer on the text, right click, and drag to select
  
3. The related information is stored in the \_\_\_\_\_.
  - a. file
  - b. folder
  - c. bag
  - d. book
  
4. The restore option restores the deleted file/folder from the \_\_\_\_\_ to its original location.
  - a. my computer
  - b. my document
  - c. recycle bin
  - d. control panel
  
5. The full form of WWW is \_\_\_\_\_.
  - a. Wide Web Wind
  - b. World Wide Web
  - c. World Wide Internet
  - d. White World Web

Aren't empty blanks mysterious? It is like they are inviting you to solve them. Fill these blanks with the required information.

1. The full form of RAM is .
2. The latest version of windows is .
3. The storage capacity of a standard CD is .
4. The diameter of a CD is , of a DVD is , and of a BD (blue-ray disk) is .
5. Windows is a graphic .
6. In windows we can run programs at a time.
7. Command is used to erase all procedures.
8. The storage capacity of a standard DVD is .
9. When we start a computer, the rating operating system is loaded into .
10. The secondary memory is also known as

Label the browser window.



1.

---

2.

---

3.

---

4.

---

5.

---

Choose and write

Write whether the following statements are true or false.

1. Redo is used to reverse the action of undo.
2. Making changes in a worksheet is called formatting.
3. A gigabyte is a basic storage unit of a computer.
4. The size of a character is called font size.
5. RAM is called randomly accessible memory.
6. 1 byte is equal to 100 bits.
7. We cannot touch the hardware of the computer.
8. 1 terabyte is equal to 99 Gb.



## Label the icons



Label the following icons found in the start menu of the computer.

The image shows a Windows Start menu interface. On the left side, there is a list of icons with corresponding labels or numbers in text boxes:

- 1. [Empty text box]
- Previewer
- flipkart
- Booking
- DVIWINDO.EXE - Shortcut
- 2. [Empty text box]
- Buyhatke
- 3. [Empty text box]
- 4. [Empty text box]
- 5. [Empty text box]
- 6. [Empty text box]
- 7. [Empty text box]
- 8. [Empty text box]
- All Programs

On the right side, there is a user profile section with a picture of a person and the name "Devansh". Below the name are several system folders and settings:

- Documents
- Pictures
- Music
- Computer
- Control Panel
- Devices and Printers
- Default Programs
- Help and Support

At the bottom of the Start menu, there is a search bar and a "Shut down" button.




## Sketching : Basic techniques




Sketching involves different types of shading using techniques called strokes.

Refer to the images on the left and practice the strokes in the empty boxes given next to them.


**Hatching** - Draw diagonal lines as shown and ensure that their direction is uniform throughout the area of shading.



**Cross Hatching** - First draw diagonal lines as above in one direction. After this draw another set of diagonal lines in the opposite direction overlapping the 1st drawn lines.




Practice both hatching and cross-hatching here.



## A: Visual arts - Try out an art form



Warli Painting is a form of tribal art mostly created by the tribal people from Maharashtra. Through this art form, daily life and many social events are expressed beautifully. Here you have a few key figures of Warli Painting. Can you make a meaningful village landscape using the figures given below?

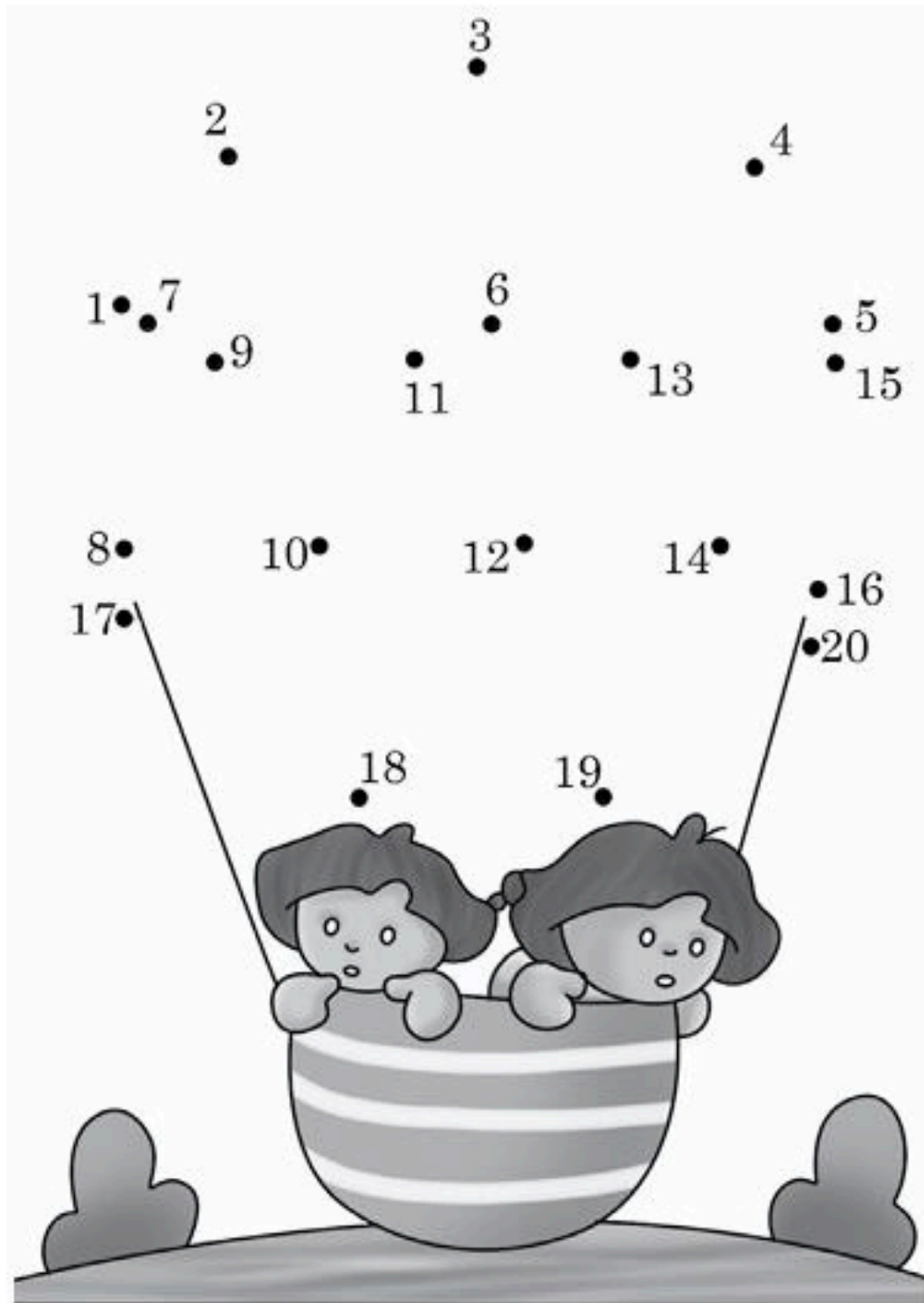




## Complete the incomplete



To get a hot air balloon, combine the numbers in sequence and decorate the balloon by coloring it.





**Sports Worksheet: Knowledge & Skills**  
**Section A: Sports GK & Terminology (Multiple Choice)**

1. **Ping-Pong** is another name for which sport?  
a) Badminton      b) Table Tennis      c) Tennis
2. Which of these is **not** a team sport in the Olympics?  
a) Judo      b) Water Polo      c) Basketball
3. **Abhinav Bindra** is known for which sport?  
a) Wrestling      b) Shooting      c) Archery
4. **Santosh Trophy** is associated with which sport in India?  
a) Cricket      b) Football      c) Hockey
5. Which country hosted the first modern Olympics in 1896?  
a) Paris      b) London      c) Athens

**Section B: Match the Equipment**

Match the sport with its key equipment.

- **Cricket:** [Bat, Wicket, Helmet]
- **Badminton:** [Racquet, Shuttlecock]
- **Scuba Diving:** [Mask, Fins]
- **Archery:** [Bow, Arrow]

**Section C: True or False (Rules & Skills)**

1. In soccer, the clock stops when the ball goes out of play. (True/False)
2. A foul ball in kickball can be caught for an out. (True/False)
3. A team in Basketball has 5 players on the court. (True/False)

## FAMOUS WORLD SPORTS PERSONALITIES - WORD SEARCH

Please search for the names of the sportspersons. The names can be horizontal, vertical, diagonal, or backward. There can be overlaps. Color the words as you find them.

Pele	Carl Lewis	Lionel Messi
Diego Maradona	Mo Farah	Jimmy Connors
Lewis Hamilton	Andy Murray	Eric Liddell
Monica Seles	Karch Kiraly	Lin Dan

A	S	O	S	R	O	N	N	O	C	Y	M	M	I	J
Y	R	T	D	K	R	K	S	I	L	I	N	D	O	M
Y	A	A	H	A	H	R	I	F	O	M	C	I	R	E
A	N	S	E	D	D	I	W	L	Y	M	M	E	J	R
R	O	M	E	N	I	C	E	S	E	L	E	L	Y	I
R	D	N	A	L	D	Y	L	M	I	W	C	E	L	C
U	A	C	A	R	E	D	L	M	S	E	A	P	A	L
M	R	G	E	I	L	S	R	J	G	L	R	L	R	I
Y	A	O	H	A	M	H	A	R	A	F	O	M	I	D
D	M	N	O	T	I	L	C	C	V	L	M	N	K	D
N	O	T	L	I	M	A	H	S	I	W	E	L	H	E
A	G	P	L	E	E	N	O	N	P	N	D	I	C	L
C	E	K	H	O	D	A	D	S	I	D	O	G	R	L
R	I	K	J	G	E	A	C	M	B	L	N	M	A	O
H	D	L	I	O	N	E	L	M	E	S	S	I	K	R

## BOARD GAME

Directions:

1. To play this game, you need two dice. Follow the instructions given on the board game.
2. Play this game with your family members (2-4 players) & have fun.

150	130	110	70	90	30	50
170	<p style="text-align: center; font-size: small;">Instructions: Each player puts the counter on the start. The player takes turns to roll 2 dice and add the numbers together. The player then multiplies this number by 20 and subtracts 10 from the number. Player moves to the space with this number in a sequence manner. The player who first reaches at 210/finish box is the winner. The player must roll a total of 7 or 8 to move to finish.</p>					70
190						90
190						110
210		50	70	230		150
230	110	90		130		170
				150		190
				210		230
				Finish		
START	110	150	130	190	170	210





Make a small flap book on marine animals and plants. Paste pictures and write interesting facts about them. The flap book should contain 10 pages—5 for marine plants and 5 for marine animals.

